

Migration of Informatica On-premise to Cloud

Introduction

Since the cloud provider looks after the hardware, software and networks in the cloud, there is a need to migrate our workload from Informatica PowerCenter on-premise to Informatica Intelligent Cloud Services (IICS), which provides broadest support for cloud-centric use cases.

Steps to migrate Informatica on premise to Informatica cloud

- Export the workflow from Informatica PowerCenter from Administrator console as an XML file and save it.
- Login into Informatica Cloud UI.
- Navigate to Task Wizards --> PowerCenter and import PowerCenter workflow.
- Provide an appropriate name and description and select a runtime environment.
- Browse and upload the XML exported from PowerCenter.
- Click on save and run the task to test.

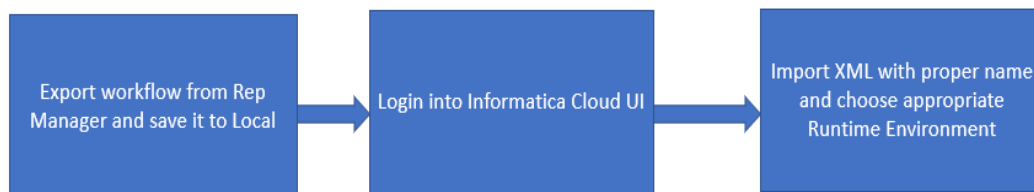


Fig 1: Flow - Migration of Informatica on-premise to cloud

From Informatica Repository Manager: Connect to the Repository Manager, select the required workflow, export and save it.

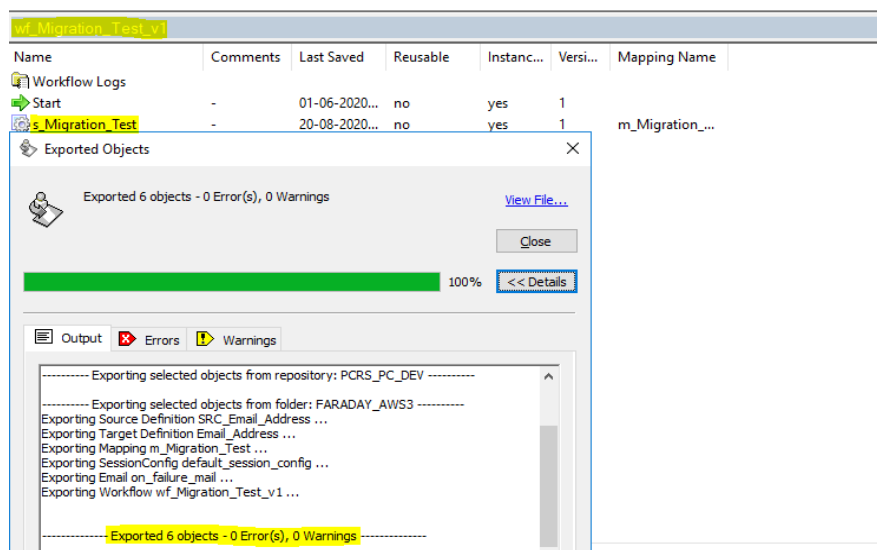


Fig 2: Informatica Repository Manager

Task Flow in Cloud: Import the XML into Cloud and select the required Runtime Environment which is up and running.

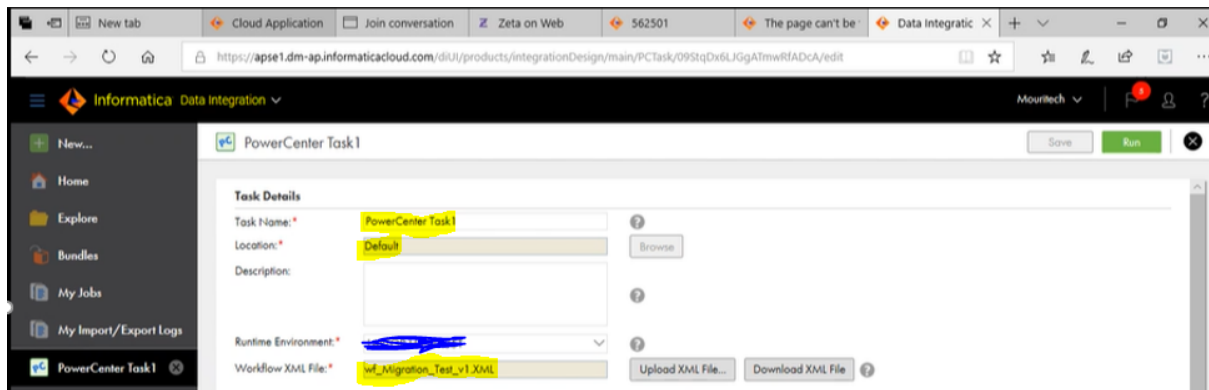


Fig 3: Informatica Cloud

Optimizations

Optimizations include application modernization, which is the process of updating existing applications with modern features and functionalities to align with the current business needs.

Advantages

- ✓ Cost reduction
- ✓ Shares the same run-time engine as PowerCenter, but delivered as a multitenant cloud-based service
- ✓ Mapplets and mappings can be built once and they can run in any environment, either on-premise or cloud

Conclusion

IICS offers its integration platform as a service (iPaaS), a hybrid integration platform, to integrate and offer data and application services deployed on-premises as well as in the cloud.

Contact for further details



Jayanth Lakide

Sr. Specialist - Analytics Data Engineering

jayanthl.in@mouritech.com

MOURI Tech